

zenithinteriors.com

SENSA Acoustic Light Zenith

Features:

Sensa's discreet design, available in two sizes, makes this luminaire the ideal companion for other acoustic measures such as ceilings or wall coverings. Sensa is specifically designed to meet the most demanding professional requirements.


Design: IMPACT ACOUSTIC

Environmental:

- Cradle to Cradle Certified™
- Product qualifies for LEED v4 specifications on VOC emissions in LEED EQ credit
- VOC Emission 14 Days CDPH/EHLB PASS, ISO 105-B02:A1 (Class 6)


Warranty: 12 year product & 2 year lighting

Dimensions



Sensa Acoustic Light

OW 1480mm
OD 63mm
OH 300mm
Thickness: 12mm



Sensa Acoustic Light

OW 1910mm
OD 63mm
OH 400mm
Thickness: 12mm

Finishes:











100% PET (min. 60% post-consumer)

ARCHISONIC® is a high-performance sustainable acoustic absorber made from up-cycled plastic bottles.

ARCHISONIC® is manufactured at the highest quality standards, yet slight colour and surface deviations caused by the high degree of recycled fibre are an inevitable part of the product characteristics and do not claim warranty services.

Material varies in colour when shown in monitor or in print.

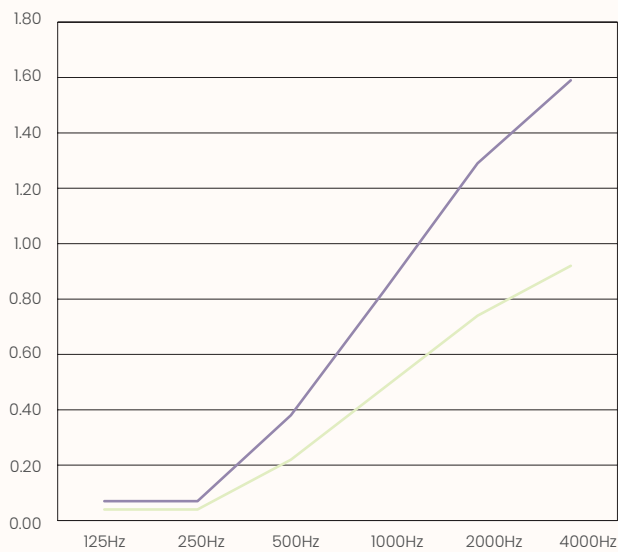
ARCHISONIC:

					
Shell Pink 102	Jute 920	Soft Coral 516	Ice Blue 304	Winter Sky 410	Spearmint 706
					
Succulent 712	Pacific Ocean 432	Marine Blue 864	Deep Sea 918	Midnight 810	True Navy 194
					
Moss 439	Grove 317	Nordic Pine 311	Fern 180	Sunshine 846	Honeycomb 139
					
Terracotta 239	Electric Orange 464	Hot Pink 140	Poster Red 662	Grape 540	Garnet 724
					
Warm Stone 105	Linen 107	Lichen 160	Snow White 500	Cloud 103	Milk 404
					
Gull 144	Smoke 442	Ground 108	Slate 444	Charcoal 542	Raven 550

Sound Absorption:

Sensa Acoustic Lighting 12mm	Equivalent Absorption Surface Area for an object (Aeq)						
	Frequency (Hz)	125	250	500	1000	2000	4000
Sensa (1480mm)		0.04	0.04	0.22	0.48	0.74	0.92
Sensa (1910mm)		0.07	0.07	0.38	0.83	1.29	1.59

Equivalent Absorption Coefficient for an object (Aeq)



- Sensa (1480mm)
- Sensa (1910mm)

The graph represents the equivalent absorption surface area for an object (Aeq). Measurement used Pink Noise as excitation signal in a reverberant room.

Key Data:

Electrical	
Voltage	220-240V
Control gear needed	Yes
Control gear included	Yes
Dimming DALI	
Dimensions	
Size	1454mm / 1884mm
Height	90mm
Light	
Light Distribution	Direct
Diffuser	Rico
FWHM / Beam Angle	66°
Lamp Type	LED
Total Power	31 W / 41 W
Luminous Flux of Light Source	4488 lm / 5835 lm
Usable luminous flux	3061 lm / 3980 lm
Colour rendering index (CRI)	90
MacAdam	3
Colour temperature (CCT)	4000 K

Polar Curve

