

VERSE 2



Features:

Verse 2 is a versatile space designed for both individuals and couples seeking privacy within an open floor plan. It offers a quiet environment for collaboration, equipped with adjustable lighting, air ventilation, and excellent acoustic performance, certified with 3 Green Stars. The room features a gallery rail for hanging accessories, enhancing group ideation, and can be customized with a media panel and shelf for video conferencing, complemented by a SOL-Sit lounge for comfortable seating.

Options:

- 3 standard room sizes (WxD) with 2 available heights
- Media panel and shelf
- White board or cork board accessories
- 600W or 900W SOL-EDT lounges

Design: ZENITH DESIGN STUDIO

Warranty: 5 years
(Refer to Zenith Warranty Document for more details)

Certifications: GECA

Finishes:

Front Wall Panel: Laminated Glass 6.76mm
 Glazed Door: Frameless Toughened Glass 10mm
 Internal Side Walls: Fabric or Sonic Board
 Internal Back Walls: Laminated Glass 6.76mm, Fabric or Sonic Board
 External Side Walls: Fabric
 External Back Walls: Laminated Glass 6.76mm or Fabric
 Ceiling Internal: Sonic Board
 Ceiling External: Standard White 1630 Melamine
 Inner/Outer Floor Track: Black - Satin ZPC_001
 Upholstery in fabric categories A, B, C, D & E
 Refer to Verse Fabric Specification

Frame:



American
Ash

Shelf:



White 1630
Melamine



Standard
Black 0080
Melamine

Sonic Board:



Black
ZPET_003



Light Grey
ZPET_004



Silver
ZPET_006



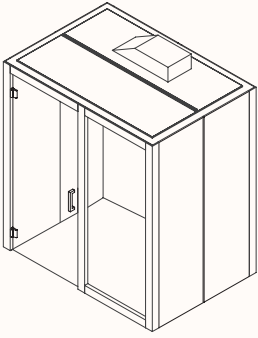
Ash
ZPET_007



Milky White
ZPET_009



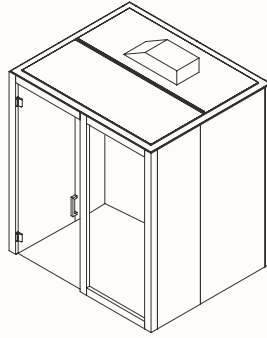
Dimensions:



Verse 2.1

OW 1980mm
OD 1380mm
H 2200/2400mm (Frame)
OH 2370/2600mm (Including fan box)
Internal Room Size: 1800 x 1200mm

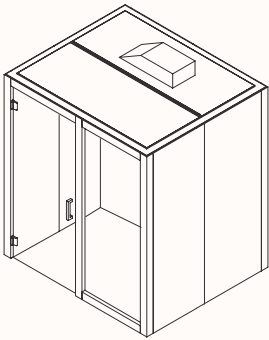
Side walls made up of: 2x 600mmW panels
Front & back walls made up of: 2x 900mmW panels



Verse 2.2

OW 1980mm
OD 1680mm
H 2200/2400mm (Frame)
OH 2370/2600mm (Including fan box)
Internal Room Size: 1800 x 1500mm

Side walls made up of: 1x 600mmW & 1x 900mmW panels
Front & back walls made up of: 2x 900mmW panels

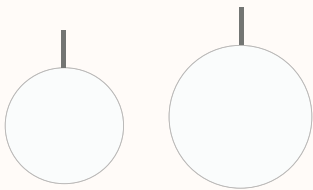


Verse 2.3

OW 1980mm
OD 1980mm
H 2200/2400mm (Frame)
OH 2370/2600mm (Including fan box)
Internal Room Size: 1800 x 1800mm

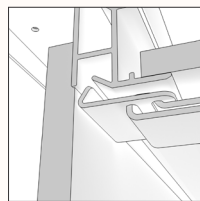
Side walls made up of: 2x 900mmW panels
Front & back walls made up of: 2x 900mmW panels

Accessories:



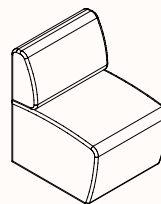
White Board or Cork Board with Black or Dark Brown Leather Strap

DIA: 600 & 900mm



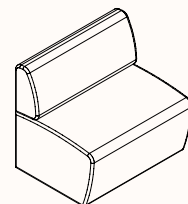
Gallery Rail

White board or cork board are easily attached and relocated



SOL-EDT 600


OW 588mm
OD 690mm
SD 490mm
SH 450mm
OH 817mm




SOL-EDT 900

OW 888mm
OD 690mm
SD 490mm
SH 450mm
OH 817mm


Back Panel (Internal) Options:



Option 1
Glass & Fabric or
Sonic Board Panel

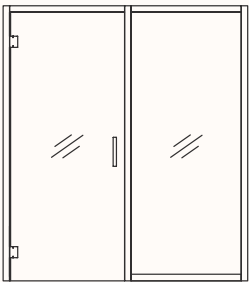


Option 2
Fabric or Sonic Board Panels

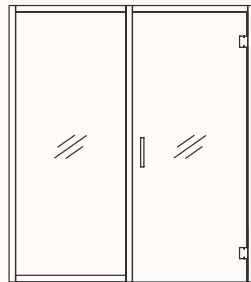


Option 3
Glass Panels


Front Panel Options:



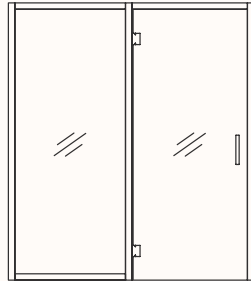
Option 1
LH: Door Panel
LH: Door Hinges
RH: Glass Panel



Option 2
RH: Door Panel
RH: Door Hinges
LH: Glass Panel

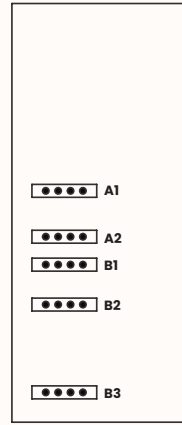


Option 3
LH: Door Panel
RH: Door Hinges
RH: Glass Panel



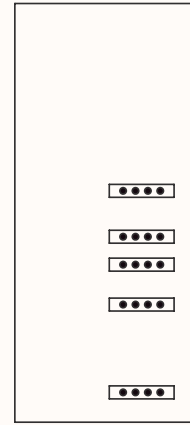
Option 4
RH: Door Panel
LH: Door Hinges
LH: Glass Panel

GPO Panel:



Left Hand Side

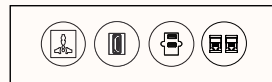
Panel: 600/900mmW
A1: 1175mmH
A2: 945mmH
B1: 805mmH
B2: 605mmH
B3: 165mmH



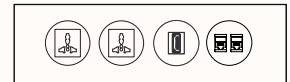
Right Hand Side

Mirrored

Power Outlet Options:



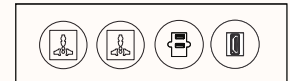
GPO + HDMI + USB + DATA



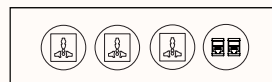
2x GPO + HDMI + DATA



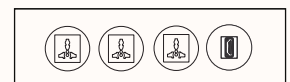
2x GPO + USB + DATA*



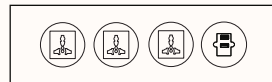
2x GPO + USB + HDMI



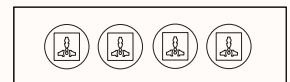
3x GPO + DATA*



3x GPO + HDMI



3x GPO + USB*

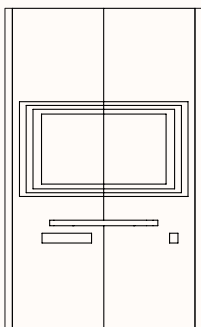


4x GPO*

Note: *not available as a power outlet option when a media panel has been selected.

Media Panel: (Side Walls only)

TV & TV bracket not included



Verse 2.1: Option 1A

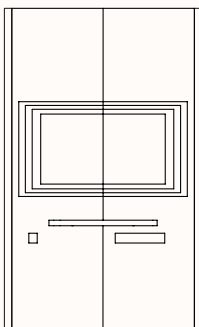
Media Panel 2x 600mmW:

LH GPO, RH switch & RH shelf

Fabric or Sonic Board (Internal)

TV Bracket Height: 1175mm (Seated Level)

TV Size: 42" - 45"



Verse 2.1: Option 1B

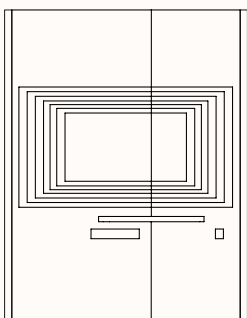
Media Panel 2x 600mmW:

RH GPO, LH Switch & LH shelf

Fabric or Sonic Board (Internal)

TV Bracket Height: 1175mm (Seated Level)

TV Size: 42" - 45"



Door
Side

Verse 2.2: Option 2A

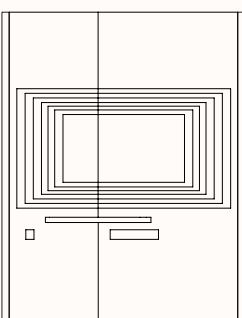
Media Panel RH 600mmW & LH 900mmW:

LH GPO, RH switch & RH shelf

Fabric or Sonic Board (Internal)

TV Bracket Height: 1175mm (Seated Level)

TV Size: 42" - 65"



Door
Side

Verse 2.2: Option 2B

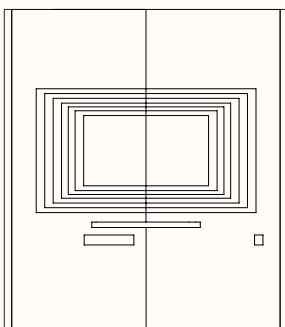
Media Panel LH 600mmW & RH 900mmW:

RH GPO, LH switch & LH shelf

Fabric or Sonic Board (Internal)

TV Bracket Height: 1175mm (Seated Level)

TV Size: 42" - 65"



Verse 2.3: Option 3A

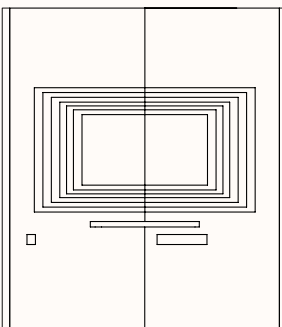
Media Panel x2 900mmW:

LH GPO, RH switch & RH shelf

Fabric or Sonic Board (Internal)

TV Bracket Height: 1175mm (Seated Level)

TV Size: 42" - 65"



Verse 2.3: Option 3B

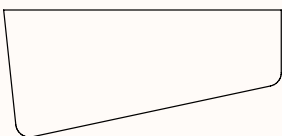
Media Panel x2 900mmW:

RH GPO, LH switch & LH shelf

Fabric or Sonic Board (Internal)

TV Bracket Height: 1175mm (Seated Level)

TV Size: 42" - 65"



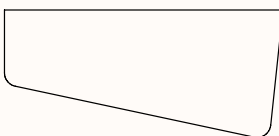
Verse RH Shelf

OW 710mm

OD 330 & 180mm

OH 50mm

Installed Height: 720mm



Verse LH Shelf

OW 710mm

OD 330 & 180mm

OH 50mm

Installed Height: 720mm

Acoustics:

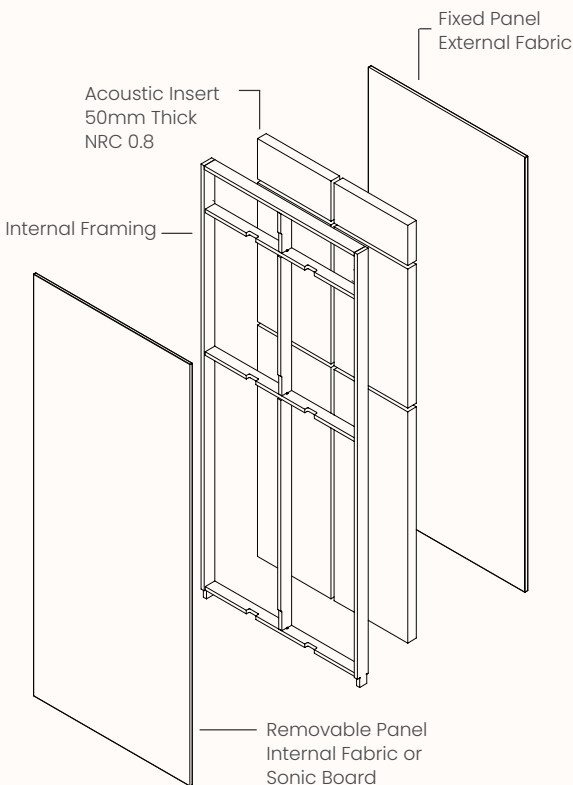
Verse has been tested in accordance with ISO 717-1:2004 Acoustics – Rating of sound insulation in buildings and of building elements – Airborne sound insulation.

Independent Acoustic Testing shows that Verse can qualify for 3 Green Star Credits for acoustics and can achieve between 28-36Dw at 40dB Ambiance with a Privacy Rating of 64-74, depending on the wall type and material selected.

Normal voice conversations can be heard as a muffled sound in adjoining rooms but cannot be understood.

Verse acoustic performance is comparable to most general use office rooms.

Panel Layers:



Air Ventilation:

Verse 2 has Induction airflow to give the larger room cleaner and better air exchange, with a maximum rating of 100L/s for 2-3 people in the space.



Fire Safety:

The fire safety of all surface materials; timber, upholstery and acoustics materials used in Verse are tested and classified by either national or international standards.

No fire hazardous materials are used in the construction. Timber frames use BAL-19 Victorian Ash with natural fire resistance qualities (Higher rated Blackbutt BAL-29 can be used on request). Upholstered frame MDF substrate meets AS 3837, AS 1859.2 & AS 4266.16. Fabrics used in upholstery meets AS 3837 & ISO 5660-1. Interior and roof Sonic Boards meets EN 13501-1; B-s1,d0. Roof and wall acoustic insulation meets ISO 9705 & AS 5637.1. Laminate boards used in the roof meets AS 1859.2/3, AS 4266.13, AS 1539.3, and AS 3837.

The installation or relocation of Verse is not allowed to adversely impact on the regulatory requirements of a building. The location of Verse has to consider the location of exits and paths of travel to exist so as to not restrict the use or access of them.

Verse roof is adaptable to sprinklers and smoke detectors. Check with your local experts on the specific regulations, however if fire sprinklers are required in the booths a flexible pipe is to be used and at least 100mm of clearance above the ceiling to enable the roof to be lifted to gain access to services in the ceiling.


Lighting:

Verse comes with 19W/m LED Strip Lighting and Driver suited for different room sizes with 1800lm/m Natural White (4000K).

Verse lighting brightness can be controlled by a dimmer, and turned off by PIR sensor when the room is unoccupied.

Door / Light Switch Position:

All lighting components are compliant with Asia Pacific regional standards and certification requirements that include, EN 60598-1&2, AS61347.1&2, RCM, CE, RoHs and CCC.



Panel: 600/900mmW

Floor Height: 1050mm

Depth from Left/Right Side: 100mm

External Swing door left or right side

Switch can be placed on left hand or right hand front panel

Seismic Safety:

Verse can be anchored to the floor with bolts to keep the room upright in case of seismic activity. On request only. If Seismic is required, then depending on local Electrical Regulations alternative wiring looms may be required. Contact us for more information.