

VERSE 3



Features:

An extended space, Verse 3 adds a generous meeting with enhanced privacy capabilities to your workplace that's fully DDA compliant.

Receiving 3 Green Star Credits for acoustics, Verse 3 creates ambience, minimising the din of the workplace for the group in discussion and minimising the noise of the conversations taking place inside the privacy room for those focused outside. This acoustic performance, air ventilation and adjustable lighting work to create a comfortable environment for collaboration. The unique leveling system ensures Verse is always leveled insitu to the floor.

Options:

- Media panel can house 42" - 65" TV and can be placed with a wall mounted table at sitting or standing height
- 4 standard room sizes (WxD) with 2 available heights
- Door handle left or right side
- White board or cork board accessories
- 600W or 900W SOL-EDT lounges

Design: ZENITH DESIGN STUDIO

Warranty: 5 years

(Refer to Zenith Warranty Document for more details)

Certifications: GECA

Finishes:

Front Wall Panels: Laminated Glass 6.76mm
 Glazed Door: Frameless Toughened Glass 10mm
 (Center only)
 Internal Side Walls: Fabric or Sonic Board
 Internal Back Walls: Laminated Glass 6.76mm, Fabric or
 Sonic Board
 External Side Walls: Fabric
 External Back Walls: Laminated Glass 6.76mm or Fabric
 Ceiling Internal: Sonic Board
 Ceiling External: Standard White 1630 Melamine
 Inner/Outer Floor Track: Black - Satin ZPC_001
 Upholstery in fabric categories A, B, C, D & E
 Refer to Verse Fabric Specification

Frame:



American
Ash

Sonic Board:



Black
ZPET_003



Light Grey
ZPET_004



Silver
ZPET_006

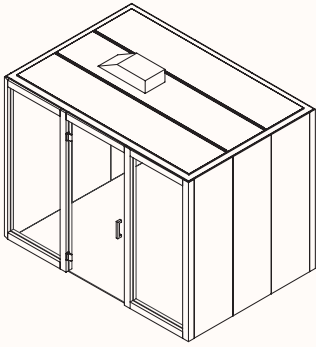


Ash
ZPET_007



Milky White
ZPET_009

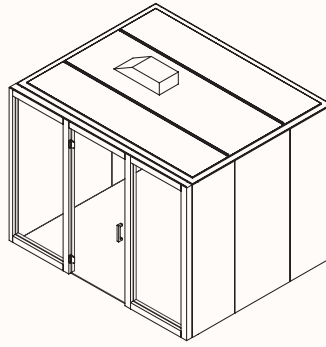
Dimensions:



Verse 3.1

OW 2880mm
 OD 1980mm
 H 2200/2400mm (Frame)
 OH 2370/2600mm (Including fan box)
 Internal Room Size: 2700 x 1800mm

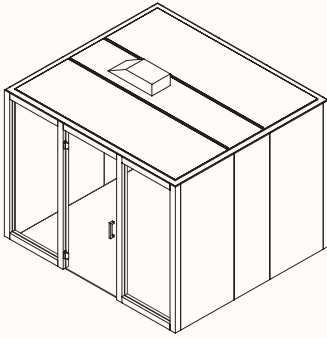
Side walls made up of: 3x 600mmW panels
 Front & back walls made up of: 3x 900mmW panels



Verse 3.2

OW 2880mm
 OD 2280mm
 H 2200/2400mm (Frame)
 OH 2370/2600mm (Including fan box)
 Internal Room Size: 2700 x 2100mm

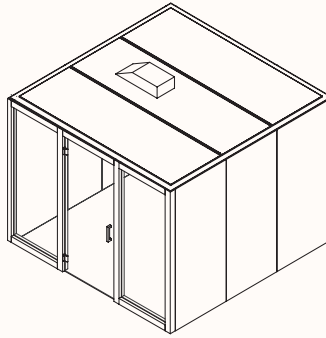
Side walls made up of: 2x 600mmW & 1x 900mmW panels
 Front & back walls made up of: 3x 900mmW panels



Verse 3.3

OW 2880mm
 OD 2580mm
 H 2200/2400mm (Frame)
 OH 2370/2600mm (Including fan box)
 Internal Room Size: 2700 x 2400mm

Side walls made up of: 1x 600mmW & 2x 900mmW panels
 Front & back walls made up of: 3x 900mmW panels

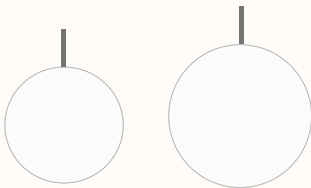


Verse 3.4

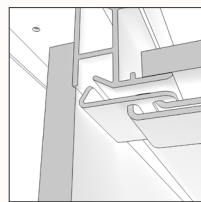
OW 2880mm
 OD 2880mm
 H 2200/2400mm (Frame)
 OH 2370/2600mm (Including fan box)
 Internal Room Size: 2700 x 2700mm

Side Walls made up of: 3x 900mmW panels
 Front & back walls made up of: 3x 900mmW panels

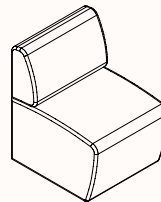
Accessories:



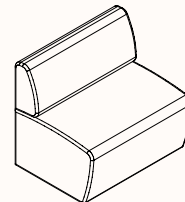
White Board or Cork Board with Black or Dark Brown Leather Strap
 DIA: 600 & 900mm



Gallery Rail
 White board or cork board are easily attached and relocated

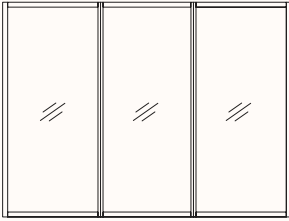


SOL-EDT 600
 OW 588mm
 OD 690mm
 SD 490mm
 SH 450mm
 OH 817mm

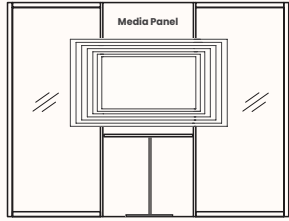


SOL-EDT 900
 OW 888mm
 OD 690mm
 SD 490mm
 SH 450mm
 OH 817mm


Back Panel (Internal) Options:



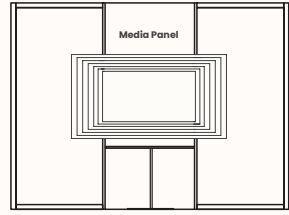
Option 1
All Glass



Option 1A
Glass with Media Panel




Option 2
All Fabric or
Sonic Board Panels

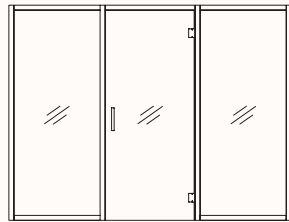


Option 2B
All Fabric or Sonic Board
Panels with Media Panel

Front Panel Options:

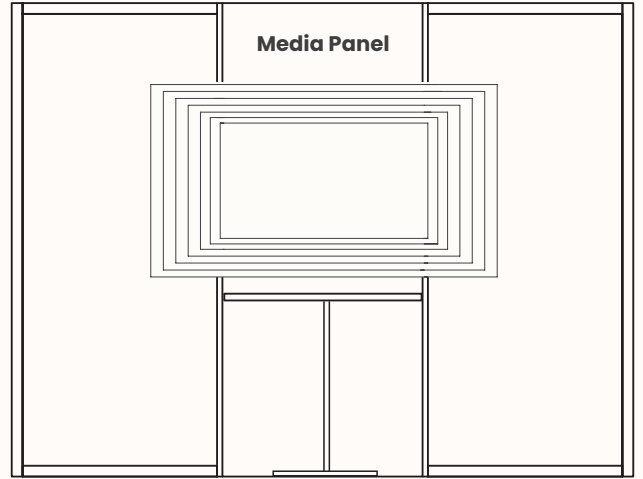


Option 1
LH: Glass Panel
RH: Glass Panel
C: Door Panel
LH: Door Hinges



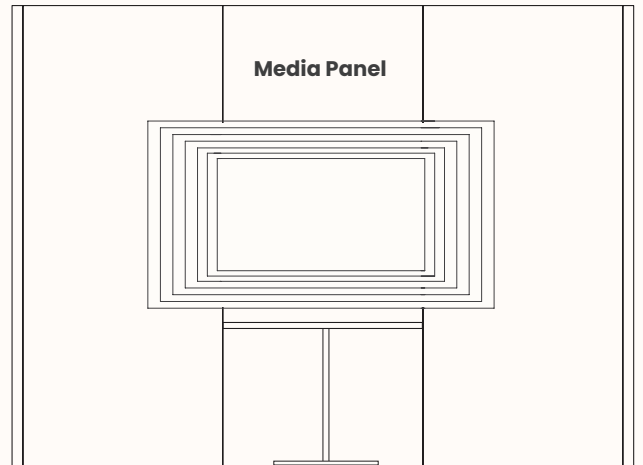
Option 2
LH: Glass Panel
RH: Glass Panel
C: Door Panel
RH: Door Hinges

Media Panel:



Standing Height

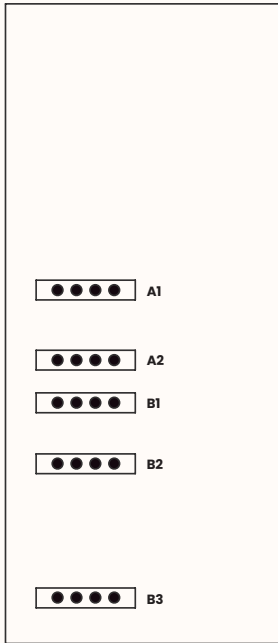
Media Panel 900mmW: Optional Wall Mounted Table
Fabric or Sonic Board (Internal)
Table Height: 1050mm
Table Width: Max 900mmW
TV Bracket Height: 1520mm (Eye Level) TV Size: 42" - 65"
Note: TV & TV bracket not included



Sitting Height

Media Panel 900mmW: Optional Wall Mounted Table
Fabric or Sonic Board (Internal)
Table Height: 750mm
Table Width: Max 900mmW
TV Bracket Height: 1175mm (Eye Level) TV Size: 42" - 65"
Note: TV & TV bracket not included

GPO Panel:



Left Hand Side

Panel: 600/900mmW

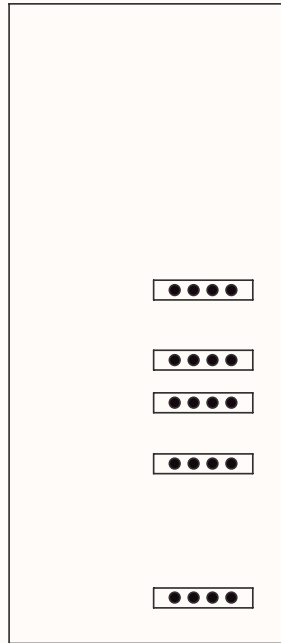
A1: 1175mmH

A2: 945mmH

B1: 805mmH

B2: 605mmH

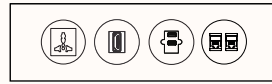
B3: 165mmH



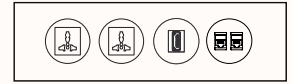
Right Hand Side

Mirrored

Power Outlet Options:



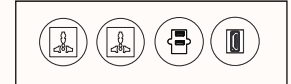
GPO + HDMI + USB + DATA



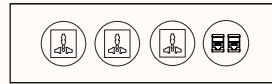
2x GPO + HDMI + DATA



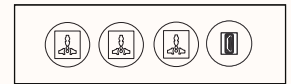
2x GPO + USB + DATA *



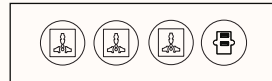
2x GPO + USB + HDMI



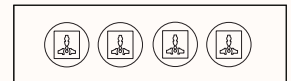
3x GPO + DATA *



3x GPO + HDMI *



3x GPO + USB *



4x GPO *

Note: *not available as a power outlet option when a media panel has been selected.

Acoustics:

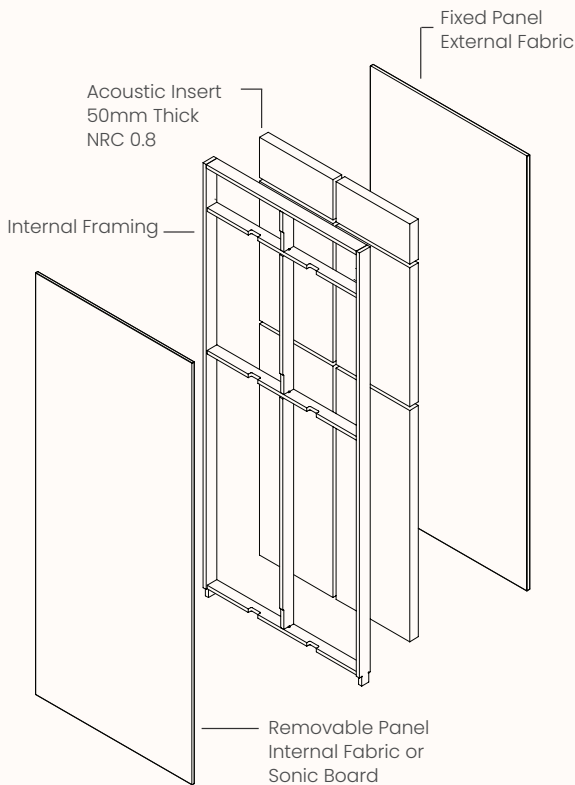
Verse has been tested in accordance with ISO 717-1:2004 Acoustics – Rating of sound insulation in buildings and of building elements – Airborne sound insulation.

Independent Acoustic Testing shows that Verse can qualify for 3 Green Star Credits for acoustics and can achieve between 28-36Dw at 40dB Ambiance with a Privacy Rating of 64-74, depending on the wall type and material selected.

Normal voice conversations can be heard as a muffled sound in adjoining rooms but cannot be understood.

Verse acoustic performance is comparable to most general use office rooms.

Panel Layers:



Air Ventilation:

Verse 3 has Induction airflow to give the larger room cleaner and better air exchange, with a maximum rating of 100L/s for 5 people in the space.



Fire Safety:

The fire safety of all surface materials; timber, upholstery and acoustics materials used in Verse are tested and classified by either national or international standards.

No fire hazardous materials are used in the construction. Timber frames use BAL-19 Victorian Ash with natural fire resistance qualities (Higher rated Blackbutt BAL-29 can be used on request). Upholstered frame MDF substrate meets AS 3837, AS 1859.2 & AS 4266.16. Fabrics used in upholstery meets AS 3837 & ISO 5660-1. Interior and roof Sonic Boards meets EN 13501-1; B-s1,d0. Roof and wall acoustic insulation meets ISO 9705 & AS 5637.1. Laminate boards used in the roof meets AS 1859.2/3, AS 4266.13, AS 1539.3, and AS 3837.

The installation or relocation of Verse is not allowed to adversely impact on the regulatory requirements of a building. The location of Verse has to consider the location of exits and paths of travel to exists so as to not restrict the use or access of them.

Verse roof is adaptable to sprinklers and smoke detectors. Check with your local experts on the specific regulations, however if fire sprinklers are required in the booths a flexible pipe is to be used and at least 100mm of clearance above the ceiling to enable the roof to be lifted to gain access to services in the ceiling.

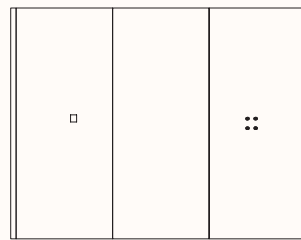
Lighting:

Verse comes with 19W/m LED Strip Lighting and Driver suited for different room sizes with 1800lm/m Natural White (4000K).

Verse lighting brightness can be controlled by a dimmer, and turned off by PIR sensor when the room is unoccupied.

Door / Light Switch Position:

All lighting components are compliant with Asia Pacific regional standards and certification requirements that include, EN 60598-1&2, AS61347.1&2, RCM, CE, RoHs and CCC.



Panel: 600/900mmW
 Floor Height: 1050mm
 Depth from Left/Right Side: 500mm
 Central external swing door
 Switch can be placed on left hand or right hand front panel

Seismic Safety:

Verse can be anchored to the floor with bolts to keep the room upright in case of seismic activity. On request only. If Seismic is required, then depending on local Electrical Regulations alternative wiring looms may be required. Contact us for more information.