

zenithinteriors.com

GEOMETRICA Dining Tables

Zenith



Features:

Melbourne brand Beeline Design take a step in a bold new direction with the launch of Geometrica, a captivating new collection that takes inspiration from the iconic Memphis Design movement whilst incorporating elements reminiscent of the Art Deco period. This groundbreaking ensemble incorporates retro-futuristic elements with strong colours, geometric shapes, and innovative finishes to create a dynamic aesthetic that's both nostalgic and modern.

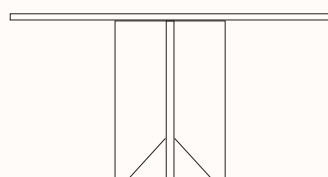
Options:

- Base only models available:
500mm base DIA - Standard tops available / suitable for double column tables and up to 1200mm DIA custom tops
600mm base DIA - suitable for double column tables and up to 1500mm DIA custom tops
700mm base DIA - suitable for double column tables and up to 1800mm DIA custom tops
Note: POA

Design: BEELINE DESIGN

Warranty: 3 years

Dimensions:



Cone/Dome Dining Table (500mm)

DIA 1200mm
OH 740mm
Base DIA 500mm

Finishes:

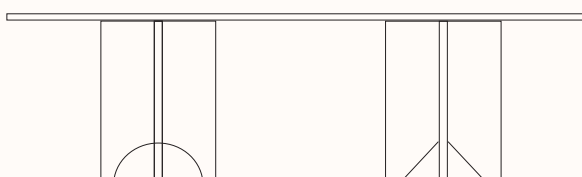

Top: Carrara, Black or True Blue Glass (1200mm DIA) or Natural, Ebonised or Painted American Oak Veneer
Base: Natural, Ebonised or Painted American Oak Veneer
Dome & Cone: Beeline Design standard Gloss or Satin powder coat

Top & Base:



Note: *Top Finish Only

Dome & Cone:



Example of Cone/Dome Dining Table with double column