

zenithinteriors.com

DENN Environmental Summary

Zenith

Sustainability in Action:

Zenith products and operations are aligned with global industry best practices. Each product design considers sustainability factors of the built environment and the health of the occupants.

Having all relevant certifications, Zenith is able to independently verify environmental and sustainability standards, technical design and safety adherence. All facets of Zenith's supply chain are compliant with industry guidelines for procurement, manufacture, and supply of products.

Denn Chair:

Denn's intelligent and intuitive motion allows you to effortlessly move from one posture to the next without thought or restriction. Responding to your conscious and subconscious movements, Denn supports your body allowing you to achieve a state of uninterrupted flow.

Denn embraces a post-plastic era by transforming upcycled low-grade waste materials into innovative performance seating.

94% of Denn can be recycled at end of life pending on the availabilities of recycling facilities.

Not only does Denn use as least material as possible, but it also uses environmentally conscious materials across all components.

- The back support surface is made from 100% ocean and post-consumer waste and utilises 3D knitting to minimise manufacturing waste.
- The back structure is 90% post-consumer recycled Polycarbonate and uses no glass fibre enabling better recyclability.
- The main structural plastic elements are made from 100% post-consumer recycled Nylon.

Certifications:



GECA Certified

GECA certification is a significant achievement, as the independent assessment looks at impacts across a product's entire lifecycle, from the extraction of raw materials to the end of its life. The third-party assessment procedures and robust standards mean that GECA certification is trusted and rigorous. GECA is also the only Australian member of the Global Ecolabelling Network (GEN).



GREENGUARD Certified

Denn chairs have achieved GREENGUARD and GREENGUARD Gold certifications. This means Denn has met GREENGUARD standards for low emissions do not create polluted indoor air.

Material Content:

The intention of our calculations is to supply the most precise recycled content possible, however market variables and manufacturing processes may result in slightly reduced or slightly increased recycled material. All recycled content is based on statistics provided by suppliers, industry data and ranges, or other universal information.

Denn Chair with 4D Arms and Plastic Base

Material	Overall Weight (kg)	Overall Weight (lb)	Weight Percentage of Chair (%)
Plastic	6.97	15.37	<p>Plastic 49%</p> <p>Steel 43.7%</p> <p>Foam 4.5%</p> <p>Knit 1.0%</p> <p>Fabric 1.0%</p> <p>Other Materials 0.9%</p>
Steel	6.21	13.69	
Foam	0.64	1.41	
Knit	0.14	0.31	
Fabric	0.14	0.31	
Other Materials	0.12	0.26	
Total	14.21	31.35	

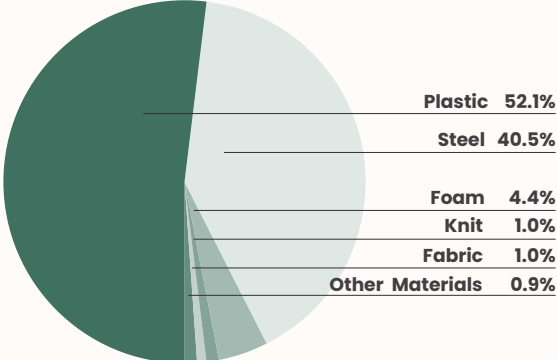
Recycled Material Breakdown

Material	Recycled Content Weight (kg)	Recycled Content Weight (lb)	Weight Percentage of Chair (%)
Plastic	4.56	10.05	<p>Plastic 32.1%</p> <p>Steel 21.8%</p> <p>Knit 1.0%</p> <p>Fabric 1.0%</p> <p>Total Recycled Content 55.9%</p>
Steel	3.10	6.83	
Foam	0.00	0.00	
Knit	0.14	0.31	
Fabric	0.14	0.31	
Other Materials	0.00	0.00	
Total	7.94	17.5	

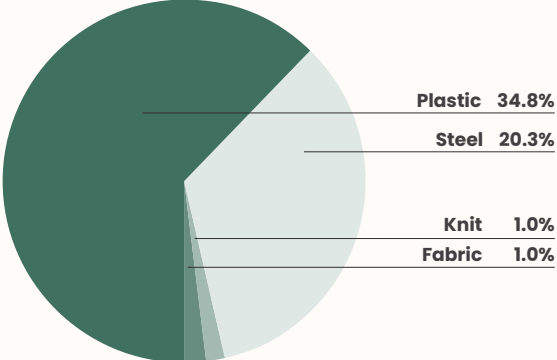
Post-Consumer & Post-Industrial

Type of Recycled Material	Overall Weight (kg)	Overall Weight (lb)	Weight Percentage of Chair (%)
Post-Consumer	4.84	10.67	<p>Post-Consumer 34.1%</p> <p>Post-Industrial 21.8%</p> <p>Total Recycled Content 55.9%</p>
Post-Industrial	3.10	6.83	
Total	7.94	17.5	

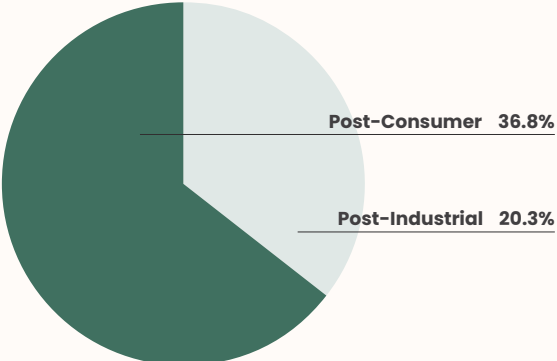
Denn Chair with Fixed Loop Arms and Plastic Base

Material	Overall Weight (kg)	Overall Weight (lb)	Weight Percentage of Chair (%)
Plastic	6.99	15.41	 <p>Plastic 52.1% Steel 40.5% Foam 4.4% Knit 1.0% Fabric 1.0% Other Materials 0.9%</p>
Steel	5.43	11.97	
Foam	0.60	1.33	
Knit	0.14	0.31	
Fabric	0.14	0.31	
Other Materials	0.12	0.26	
Total	13.42	29.59	

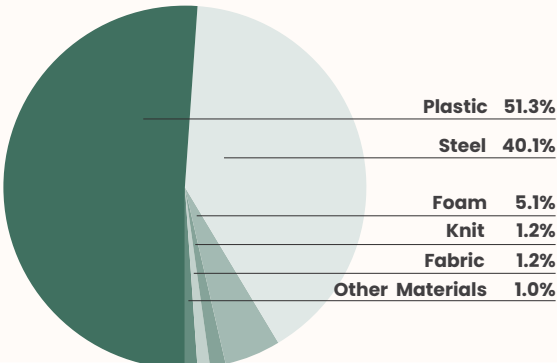
Recycled Material Breakdown

Material	Recycled Content Weight (kg)	Recycled Content Weight (lb)	Weight Percentage of Chair (%)
Plastic	4.66	10.27	 <p>Plastic 34.8% Steel 20.3% Knit 1.0% Fabric 1.0%</p> <p>Total Recycled Content 57.1%</p>
Steel	2.72	6.00	
Foam	0.00	0.00	
Knit	0.14	0.31	
Fabric	0.14	0.31	
Other Materials	0.00	0.00	
Total	7.66	16.89	

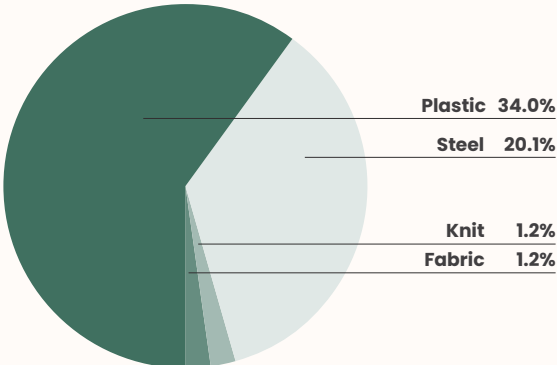
Post-Consumer & Post-Industrial

Type of Recycled Material	Overall Weight (kg)	Overall Weight (lb)	Weight Percentage of Chair (%)
Post-Consumer	4.94	10.89	 <p>Post-Consumer 36.8% Post-Industrial 20.3%</p> <p>Total Recycled Content 57.1%</p>
Post-Industrial	2.72	6.00	
Total	7.66	16.89	

Denn Chair with No Arms and Plastic Base

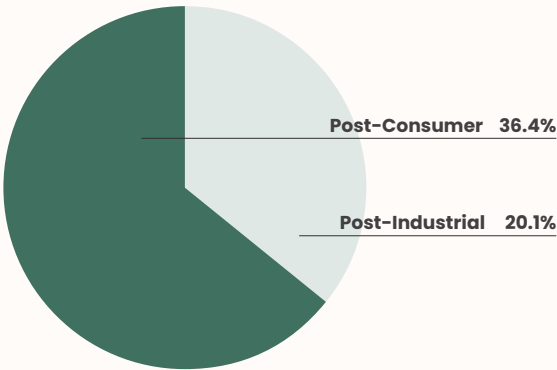
Material	Overall Weight (kg)	Overall Weight (lb)	Weight Percentage of Chair (%)												
Plastic	5.96	13.14	 <table border="1"> <tr> <td>Plastic</td> <td>51.3%</td> </tr> <tr> <td>Steel</td> <td>40.1%</td> </tr> <tr> <td>Foam</td> <td>5.1%</td> </tr> <tr> <td>Knit</td> <td>1.2%</td> </tr> <tr> <td>Fabric</td> <td>1.2%</td> </tr> <tr> <td>Other Materials</td> <td>1.0%</td> </tr> </table>	Plastic	51.3%	Steel	40.1%	Foam	5.1%	Knit	1.2%	Fabric	1.2%	Other Materials	1.0%
Plastic	51.3%														
Steel	40.1%														
Foam	5.1%														
Knit	1.2%														
Fabric	1.2%														
Other Materials	1.0%														
Steel	4.66	10.27													
Foam	0.60	1.32													
Knit	0.14	0.31													
Fabric	0.14	0.31													
Other Materials	0.12	0.26													
Total	11.61	25.61													

Recycled Material Breakdown

Material	Recycled Content Weight (kg)	Recycled Content Weight (lb)	Weight Percentage of Chair (%)								
Plastic	3.94	8.69	 <table border="1"> <tr> <td>Plastic</td> <td>34.0%</td> </tr> <tr> <td>Steel</td> <td>20.1%</td> </tr> <tr> <td>Knit</td> <td>1.2%</td> </tr> <tr> <td>Fabric</td> <td>1.2%</td> </tr> </table>	Plastic	34.0%	Steel	20.1%	Knit	1.2%	Fabric	1.2%
Plastic	34.0%										
Steel	20.1%										
Knit	1.2%										
Fabric	1.2%										
Steel	2.33	5.14									
Foam	0.00	0.00									
Knit	0.14	0.31									
Fabric	0.14	0.31									
Other Materials	0.00	0.00									
Total	6.55	14.45									

Total Recycled Content 56.5%

Post-Consumer & Post Industrial

Type of Recycled Material	Overall Weight (kg)	Overall Weight (lb)	Weight Percentage of Chair (%)				
Post-Consumer	4.22	9.30	 <table border="1"> <tr> <td>Post-Consumer</td> <td>36.4%</td> </tr> <tr> <td>Post-Industrial</td> <td>20.1%</td> </tr> </table>	Post-Consumer	36.4%	Post-Industrial	20.1%
Post-Consumer	36.4%						
Post-Industrial	20.1%						
Post-Industrial	2.33	5.15					
Total	6.55	14.44					

Total Recycled Content 56.5%

Material Content:

The intention of our calculations is to supply the most precise recycled content possible, however market variables and manufacturing processes may result in slightly reduced or slightly increased recycled material. All recycled content is based on statistics provided by suppliers, industry data and ranges, or other universal information.

Denn Drafting Chair with No Arms and Plastic Base

Material	Overall Weight (kg)	Overall Weight (lb)	Weight Percentage of Chair (%)
Plastic	5.96	13.13	<p>Plastic 43.4% Steel 44.2% Foam 4.3% Knit 1.0% Fabric 1.0% Other Materials 6.0%</p>
Steel	6.07	13.38	
Foam	0.60	1.32	
Knit	0.14	0.30	
Fabric	0.14	0.30	
Other Materials	0.82	1.80	
Total	13.73	30.23	

Recycled Material Breakdown

Material	Recycled Content Weight (kg)	Recycled Content Weight (lb)	Weight Percentage of Chair (%)
Plastic	3.94	8.68	<p>Plastic 28.7% Steel 17.0% Knit 1.0% Fabric 1.0%</p> <p>Total Recycled Content 47.7%</p>
Steel	2.33	5.13	
Foam	0.00	0.00	
Knit	0.14	0.30	
Fabric	0.14	0.30	
Other Materials	0.00	0.00	
Total	6.55	14.41	

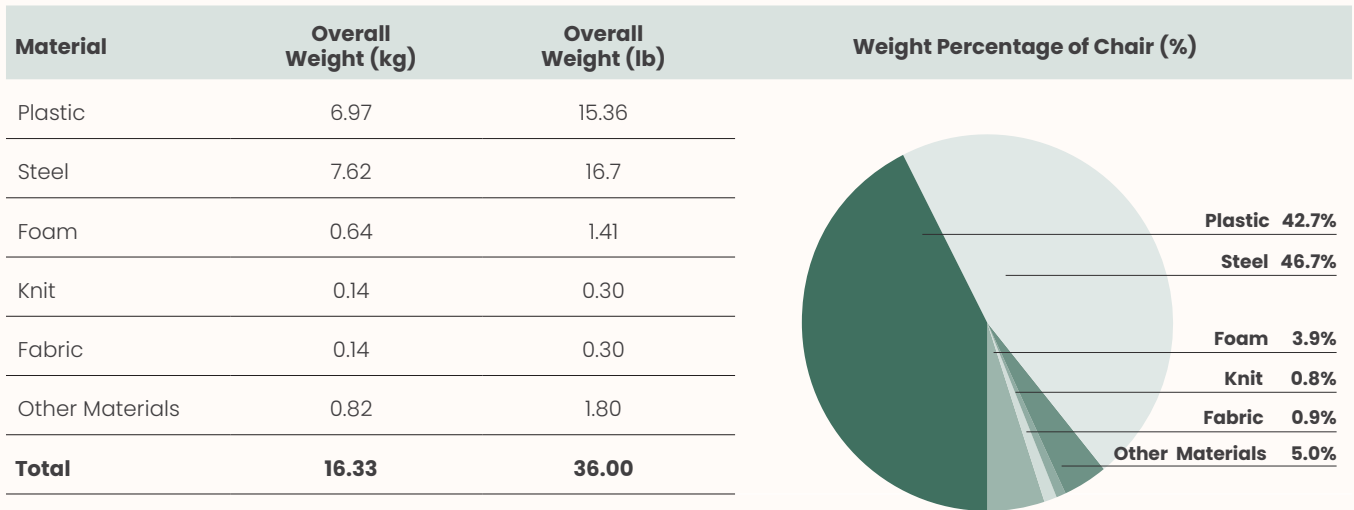
Post-Consumer & Post-Industrial

Type of Recycled Material	Overall Weight (kg)	Overall Weight (lb)	Weight Percentage of Chair (%)
Post-Consumer	4.22	9.30	<p>Post-Consumer 64.4% Post-Industrial 35.6%</p> <p>Total Recycled Content 100%</p>
Post-Industrial	2.33	5.13	
Total	6.55	14.43	

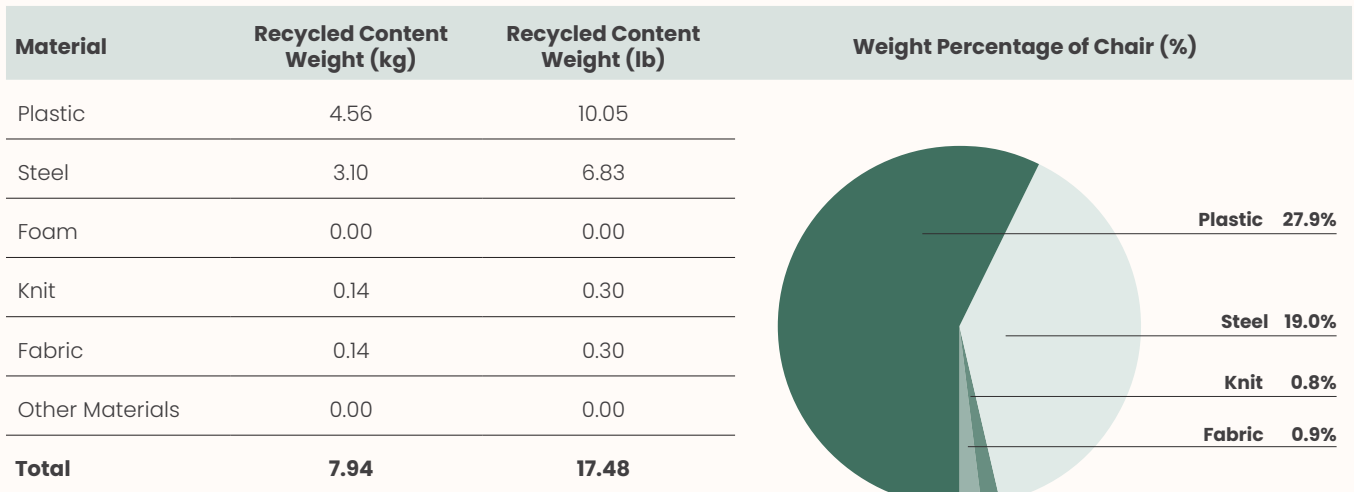
Material Content:

The intention of our calculations is to supply the most precise recycled content possible, however market variables and manufacturing processes may result in slightly reduced or slightly increased recycled material. All recycled content is based on statistics provided by suppliers, industry data and ranges, or other universal information.

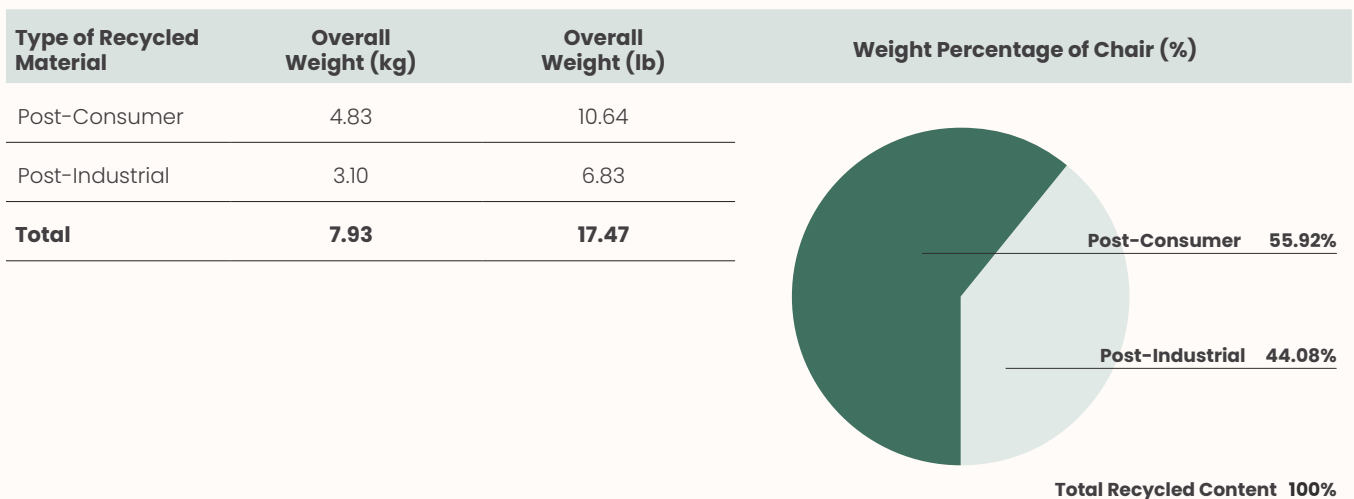
Denn Drafting Chair with 4D Arms and Plastic Base



Recycled Material Breakdown



Post-Consumer & Post-Industrial



Material Content:

The intention of our calculations is to supply the most precise recycled content possible, however market variables and manufacturing processes may result in slightly reduced or slightly increased recycled material. All recycled content is based on statistics provided by suppliers, industry data and ranges, or other universal information.

Denn Drafting Chair with Fixed Loop Arms and Plastic Base

Material	Overall Weight (kg)	Overall Weight (lb)	Weight Percentage of Chair (%)
Plastic	6.99	15.41	<p>Plastic 45.0% Steel 44.1% Foam 3.8% Knit 0.9% Fabric 0.9% Other Materials 5.3%</p>
Steel	6.84	15.07	
Foam	0.60	1.32	
Knit	0.14	0.30	
Fabric	0.14	0.30	
Other Materials	0.82	1.80	
Total	15.53	34.26	

Recycled Material Breakdown

Material	Recycled Content Weight (kg)	Recycled Content Weight (lb)	Weight Percentage of Chair (%)
Plastic	4.66	10.27	<p>Plastic 30.0% Steel 17.5% Knit 0.9% Fabric 0.9%</p>
Steel	2.72	5.99	
Foam	0.00	0.00	
Knit	0.14	0.30	
Fabric	0.14	0.30	
Other Materials	0.00	0.00	
Total	7.66	16.86	

Total Recycled Content 49.3%

Post-Consumer & Post-Industrial

Type of Recycled Material	Overall Weight (kg)	Overall Weight (lb)	Weight Percentage of Chair (%)
Post-Consumer	4.94	10.89	<p>Post-Consumer 64.5% Post-Industrial 35.5%</p>
Post-Industrial	2.72	5.99	
Total	7.66	16.88	

Total Recycled Content 100%