

ADD Lounge System



Features:

Highly customizable, its superior modularity embraces all dimensions. Two types of recycled diecast aluminium legs, one for corners and another to connect frames for larger configurations. Each leg type is available in two heights. Backrests and accessories can be fixed to the frame in several positions by using existing holes. Cushions and backrests in moulded polyurethane foam with polyester fiber, all fire-retardant, upholstered with removable fabric, soft leather or eco-leather.

See Add Lounge System Components Specification for individual component dimensions.

Options:

- Two-tone upholstery
- Table tops
- Tray
- Magazine rack
- 90° revolving table case

Design: FRANCESCO ROTA for LAPALMA

Warranty: 5 years

Certifications: FSC

Awards: German Design Award Special 2016, Reddot Award Winner 2016, ADI Index Design, Compasso d'Oro ADI 2016 - honourable mention

Finishes:

Upholstery in fabric collection categories A, B, C, D or leather

Refer to Lapalma Finishes Specification

Powder coat base: Black or white

HPL Fenix Black or White 40DIA pivoting top, tray, magazine rack and box for sockets.

Timber or HPL Fenix top

HPL Fenix & Powder Coat Colours:



Black

White

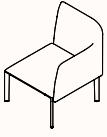
Timber:



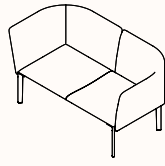
Blanched
Oak

Black Open
Pore


Configurations



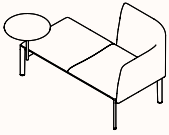
One Seater




Two Seater



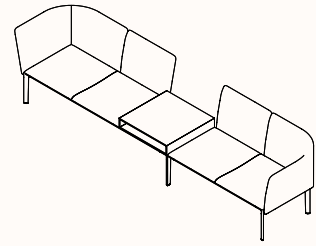
Three Seater




Classic Mini



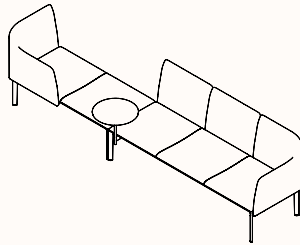
Classic Mini - Double




Side by Side



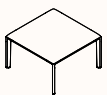
Vis-a-vis Small



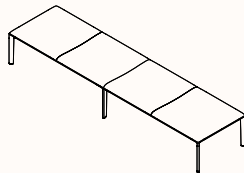
Vis-a-vis Big



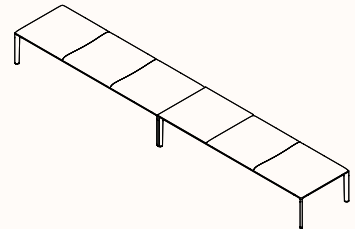
Classic



Stool

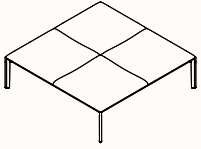


Bench

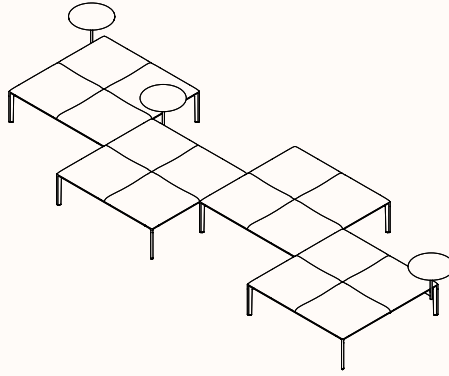


Long Bench

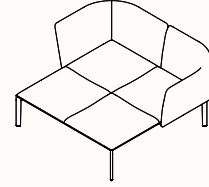
Configurations



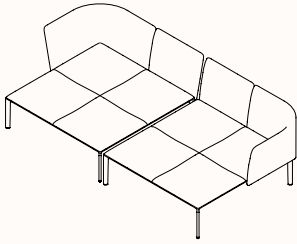
Square Bench



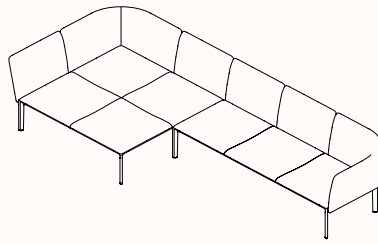
Square Bench System



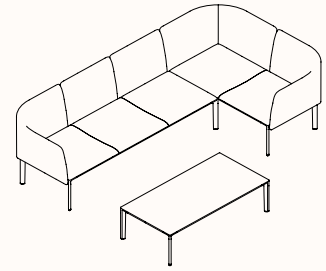
Lounge




Lounge - Double



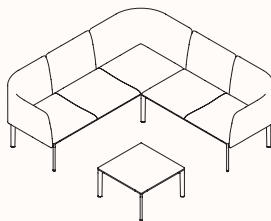
Sofa



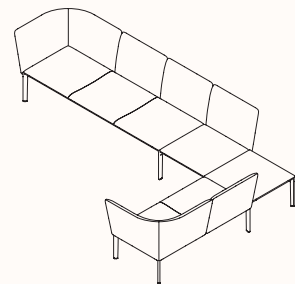
L-Shape



C-Shape

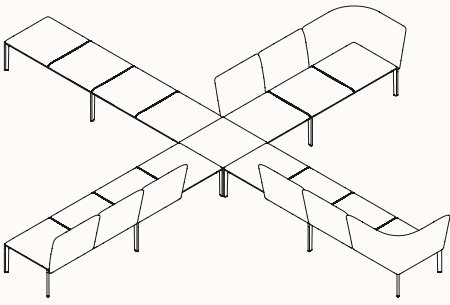


L-Shape Big

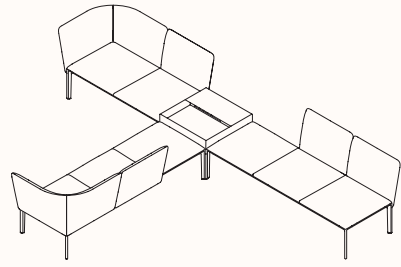


L-Shape Open

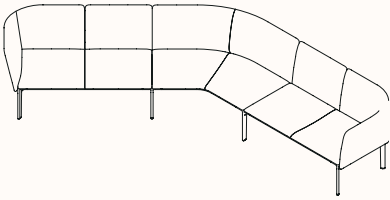
Configurations



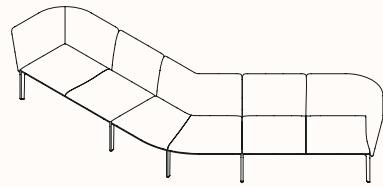
X-Shape



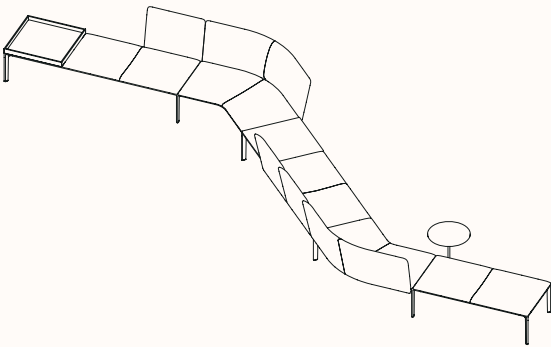
T-Shape



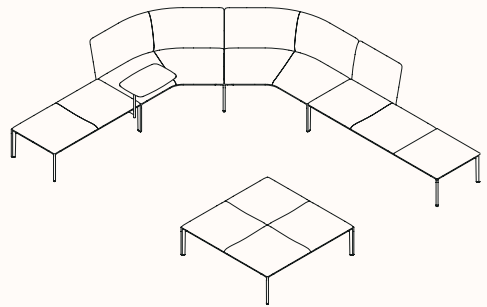
V-Shape In



V-Shape Out

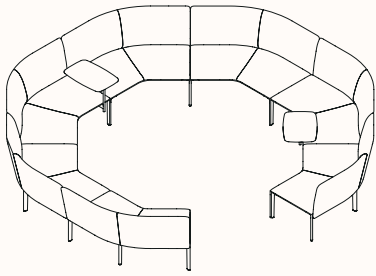


S-Shape

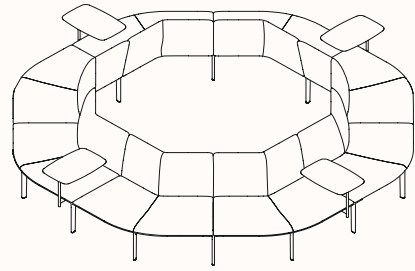


Big Lounge

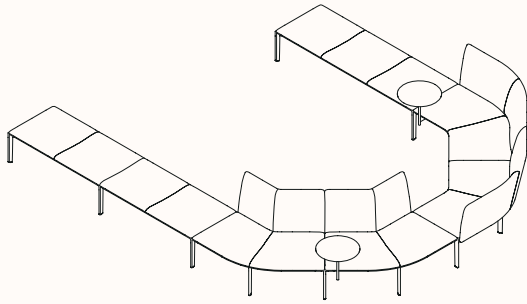
Configurations



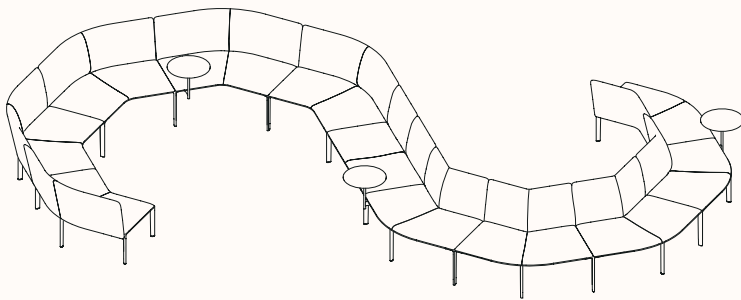
Round In



Round Out



U-Shape



S-Shape Big